



# Keeping in Touch

Give to your family not the Telcos

# What to take Overseas

One or more of the following devices:

- Regular smartphone
- Dual SIM phone bought just for the trip
- Tablet computer
- Laptop
- International SIM – tell your family the number
- If visiting family or friends take a flash drive with copies of your photos.

# 2G 3G 4G SYSTEMS

- Aldi and other dual sim phones are sometimes 2g - the 2g network finished for many telcos in Australia in December 2016.
- The phone you buy will continue to work overseas after December 2016 if 2G is still available in the country you are visiting.
- It is possible to buy a smart phone from \$70

# What Software to Use

Smartphone or tablet, choose some of these Apps:

- Skype
- Viber
- Voipbuster (all devices) and Bria (for Apple devices)
- Whats App is very popular
- Apple (iMessage) free texting device, not available for Android
- Facetime for Apple devices
- Facebook Messenger voice.
- Optus international account - \$10 unlimited talk and text or this plan – check with Optus

# Optus Destinations - \$10 a day

OCEANIA AND THE PACIFIC	EUROPE		NORTH AMERICA	ASIA
Fiji	Albania	Malta	Canada	Bangladesh
Nauru	Austria	Monaco	Puerto Rico	Hong Kong
New Zealand	Belgium	Netherlands	USA	India
Papua New Guinea	Croatia	Norway	US Virgin Islands	Indonesia
Samoa	Cyprus	Poland		Japan
Tonga	Czech Republic	Portugal		South Korea
Vanuatu	Denmark	Russia		Macau
	Finland	Serbia		Malaysia
	France	Slovakia		Pakistan
	Germany	Slovenia		Philippines
	Greece	Spain		Singapore
	Hungary	Sweden		Sri Lanka
	Ireland	Switzerland		Taiwan
	Italy	Turkey		Thailand
	Lithuania	Ukraine		Timor-Leste
	Luxemburg	UK		Uzbekistan
	Macedonia			Vietnam

# THIS LECTURE IS FOR TOURISTS

- Advice given here is for tourists
- If your company pays for your device or it is tax deductible for business then use your best own Telco's methods- seek their advice first.

# Optus & Vodafone pre paid

- You can get an overseas sim for 1 month if you are not with Optus
- Cost \$50 plus \$10 per day only for the days you use it
- Can ring anywhere for unlimited time.
- Vodafone-\$50 initial cost plus \$5 if you use it.

# TPG – Family calls you

- TPG plans INCLUDE calls to all overseas destinations.
- Plans start at \$20 a month for up to \$550 calls per month.
- Plans include 1.5gb of data for any use – ideal for Skype/Viber/Facebook Messenger/Facetime.
- Calls to other TPG mobile and landlines are free.





# VIBER

Viber is a free app (Windows, Apple, Linux, iPhone, iPad, Android) that allows no-charge voice, text, picture and video transfer between Viber clients.

1. Download Viber from [viber.com](http://viber.com) or IOS or Play Store.
2. Enable it by using your Australian mobile phone number
3. No email or contact details given to Viber
4. Works with WIFI or 3G or 4G. Better quality than a voice call.



# SKYPE

## Made by Microsoft

- Free voice, chat and video between SKYPE enabled devices.
- Make calls to regular phones at low cost
- Works on smartphones/tablets/computers-demo
- Gmail also has cheap calls from overseas -demo

# Overseas SIM Choices

Best option for data when staying for 7+ days in another country.

- ❖ UK – buy a SIM on arrival in the UK, look for lots of data not calls.
- ❖ US – buy a SIM on almost every corner. Expect to pay about \$80 for unlimited calls and data for a month.
- ❖ You will need passport ID.
- ❖ GLOBAL – buy an overseas SIM in Australia – they are all relatively expensive.
- ❖ Learn to take your SIM out of your device before you go. Make sure you have a tool suitable for the job.

# IMPORTANT INFORMATION

- ✦ Never turn on Global Roaming except in an emergency- Australia Post's Travel Sim costs \$38/mb- in Hong Kong \$380 in 2 hours.
- ✦ Save battery life by turning off 3/4G, Personal Hotspot and Bluetooth if not using data.
- ✦ Keep your home SIM in a safe place.
- ✦ If using an Apple device, ensure 'Find My Phone' is ON and know your iTunes password.
- ✦ When staying at an hotel or at a friend's home, ask for the wifi password.
- ✦ Check with your insurance company – is your device insured?

# SMS may be needed

## REMEMBER:

- Gmail may require sms code to validate its use
- Many bank transactions now required a code to allow transfers of money
- Check with your bank about this before travelling
- If in doubt – take your Australian SIM with you in a small container.

# TRAVEL SAFELY

- Buy a Belkin © clip-on holder for your smart phone using navigation (Google maps) when in a vehicle.
- Take a spare charger – best of all take an Australian powerboard and a single universal power plug adaptor.
- Don't watch streaming video – take some with you. Netflix now allow some downloading of movies.
- Use your Dropbox or Google Drive account to backup your pictures. Or use the Flickr option mentioned later.
- Download Google maps for offline use.
- Don't leave your phone lying around in your hotel room- use safe if not taking your phone or tablet with you e.g. meals etc.

# SAT PHONE CONNECTS TO SMART PHONE



# SAT AERIAL





# MORE TRAVEL SAFE RULES

- Exercise caution as you would when visiting any new city.
- Dress down and minimize the amount of jewelry you wear.
- As in any crowded place, care must be taken with handbags, cameras, cell phones and valuables or carry large amounts of cash.
- Travel in groups and avoid walking alone.
- Stick to open, well-lighted public places. Avoid shortcuts through parks, vacant lots and deserted places.
- Avoid crowds, political rallies, and street demonstrations and maintain security awareness at all times. Be aware of your surroundings and the people around you.
- Use discretion when handling cash publicly. Separate money for small and large purchases to avoid showing a large amount of cash. Have gratuities ready. Do not use outside ATMs.
- Be suspicious if anyone approaches you and speaks good English.
- If two or three individuals approach you and offer to help clean bird droppings off of your clothing, move away from them and contact a police officer. This is a recent ongoing scam being used by thieves/pickpockets.
- Do not provide personal information to persons you do not know.
- If confronted by a criminal do not resist, just remember that money and valuables can be replaced.

# FACEBOOK

- A great way for your friends to see what you are up to- post on Facebook when internet is free.
- May not work in China and some other countries.
- PHOTOS- Upload to the cloud when internet free
- This way if your camera is lost or stolen then you still have them to download when you get home. Eg, Google Web Album, iCloud , DropBox, Flickr.

# AIRLINE ENTERTAINMENT APPS



## Virgin Australia Entertainment

Lufthansa Systems GmbH & Co. KG Entertainment

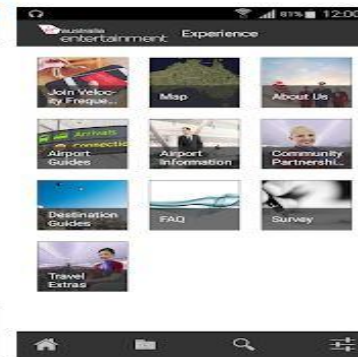
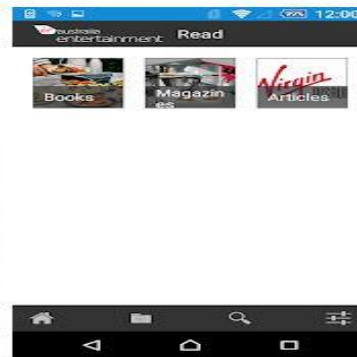
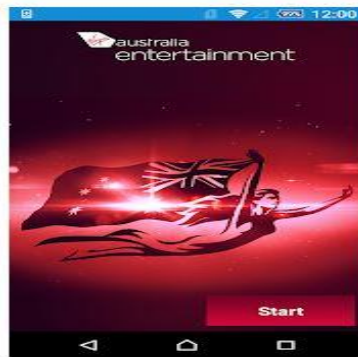
★★★★★ 3,390

3+

Contains ads

This app is compatible with some of your devices.

Installed



You can use your own phone, tablet or laptop to stream all entertainment, with our compliments. You will enjoy hundreds of hours of movies, short films, TV shows, web series, music, audio books, also games and reading materials. Wireless in-flight entertainment is offered on selected domestic and international short-haul flights on equipped aircraft. We recommend you check for updates before you fly and bring a fully charged device.

# QANTAS ENTERTAINMENT APP

## Qantas Entertainment app

Watch more than 1000 hours of hit movies and TV shows on your own phone or tablet on selected flights using the Qantas Entertainment app.



### On this page

- ↓ [About the Qantas Entertainment app](#)
- ↓ [Using your own device](#)
- ↓ [Using the app](#)
- ↓ [Using Qantas supplied iPads \(on selected A330-200 aircraft\)](#)

### About the Qantas Entertainment app

The app is used to stream Qantas Entertainment to your own device on our domestic aircraft, except those fitted with seat-back screens or with a Qantas provided iPad.

### Inflight entertainment →

[What's on](#) →

### Qantas Entertainment App

[Qantas magazine](#) →

# QANTAS INFLIGHT INTERNET



# CRUISE SHIPS

- Don't think you have to stay in contact with all your friends - enjoy the cruise.
- Ships may use satellite connections for phones and data- cost 100 minutes \$us 55-very slow to connect and annoying.
- Give those who need to know your phone number for inward calls- better for both parties to use text messages .
- If receiving inward texts remember your normal phone number will not work.
- Tell those who need to know your cabin number and ship's phone number before you go- put the ship's phone number in your own phone for emergencies when ashore.

# EXPENSIVE INTERNET




10/17/2018

Internet Access

HOLLAND AMERICA LINE  
**CONNECT**

## PURCHASE AN INTERNET PLAN

• Sign in with additional devices to purchase discount plans.

SOCIAL PLAN	SURF PLAN	PREMIUM PLAN
 <b>Access Popular Social Websites</b> Allows a daily volume of 200MB of superior experience. Streaming and audio/video calling may be blocked.	 <b>E-mail, News, Sports and more</b> • Allows a daily volume of 300MB of superior experience. • Streaming and audio/video calling may be blocked.	 <b>Audio/Video Streaming and more</b> • Allows a daily volume of 500MB of superior experience. • Supports audio/video calling and streaming where coverage allows.
<b>BUY 24 HOURS: \$14.99</b>  <b>BUY 11 DAYS: \$89.99</b>	<b>BUY 24 HOURS: \$24.99</b>  <b>BUY 11 DAYS: \$139.99</b>	<b>BUY 24 HOURS: \$29.99</b>  <b>BUY 11 DAYS: \$189.99</b>

REDEEM A VOUCHER      ENTER VOUCHER CODE

REDEEM

<http://intl.mnl.hollandamerica.com/nat/planselection.aspx?appToken=54103vrb657nd01431afq537c2>

1/1

# CRUISE SHIPS

- Turn off data on the ship as it may be very expensive.
- Write your emails whilst at sea-press send- puts them in your outbox-usually when ashore the ports sometimes have free internet- or Starbucks or Mc Donalds or pubs.
- Have a coffee or drink- hook onto their internet- you may have to ask for a password- if trouble connecting tip one of the staff to connect you up.
- Same applies for hotels overseas- mostly free some charge a little - ask for the password.
- Check before you leave Australia if the ship will allow you to use your sim.



# ON BOARD SHIP APPS

## THE NEW DEFINITION OF CRUISE CONTROL



### Getting started is easy!

- 1 Put your device in airplane mode
- 2 Turn Wi-Fi "on" and connect to the **Maasdam-Guest** network
- 3 Open your web browser and type "login.com"

*FREE* Holland America Line Navigator lets you customize your cruise from your mobile device, so you can:



HOLLAND AMERICA LINE  
**NAVIGATOR**

# SENDING PHOTOS HOME

- Automatically upload your photos taken on your smartphone to FLICKR ( owned by Yahoo)
- Open a free account before you leave.
- Install the FREE Flickr app for iOS or Android
- Turn on automatic upload when in a wifi area.
- Free service up to 1tb, totally private.
- About 120,000 typical photos.
- Share with family as you enjoy your trip.
- HIGHLY RECOMMENDED AND TRUSTED
-

# OTHER ADVICE RE PHONES AND SIMS

- Beware of post office travel sims- they may not work in India or Japan .Remember cost of data with this sim.
- In other countries such as North and South America you need a quad band phone-check requirements before you go.
- Telstra is expensive- advice given to me at a Telstra shop in Warriewood –don't use Telstra phones or tablets overseas- buy local sim cards. Remember some banks send sms with banking transfer codes- do the following if you have a Telstra phone

# TELSTRA AIR

- This is a new Telstra initiative. Available at all phone boxes in Australia.
- You must be a Telstra customer and have the latest router-Gateway-these can cost between \$144 & \$216 (you may already have one)
- Know your username and password. NOT the same as in Australia!
- Working now in most European countries and South Africa and Japan. Check availability before you go.
- You need the free Telstra App on your phone to connect and any data usage is taken from your home allowance.

# FON

- 18,000,000 wifi spots across the world
- Exclusively for Telstra mobile customers – or at least to those that know a special username and password

Many countries including:

- Portugal
- Romania
- France
- Germany
- Greece
- Hungary
- South Africa
- Spain
- Turkey
- United Kingdom (For example: BTWiFi-with-FON)
- Japan

# More Telstra Advice

- SMS messages are free to receive overseas but cost 75c to send-Optus free to receive or send.
- Divert all your Telstra calls to message bank which is linked to Myinbox on Bigpond. It appears that Telstra do not charge for unanswered calls even if routed overseas. Optus may charge a diversion rate- check it out with Optus before you go.
- Make sure your address book is using Australian codes +61 (perhaps change the numbers in your address book before you go)
- Delete the zero for the land and mobile numbers eg.+61 2 40?

# More advice

- If you wish to use your Australian number – make sure roaming is on ( I think automatic these days)-cancel all forwarding to voice mail before you leave. This will allow you to take calls if you really need them-you will pay a premium. If you make calls this way from overseas a 2min call from Telstra costs \$4.00 and Optus \$2.
- Advice from Telstra shop Warriewood- buy Sims for phone and data when you get overseas-Telstra will cost you a fortune..
- Have at least 2 browsers-some countries ie. China don't allow Google or Gmail
- Check your email security level before you go-sign in from O/S often needs verification by SMS-if a different SIM then

# TOUCH NOTE POST CARDS

- Send personal postcards from overseas.
- Get App free App from App store for iPads and iPhones or Google play for Android tablets and phones.
- Take photograph with your device then then make a post card- card is sent from Australia but could show you in front of the Taj Mahal-write the card and put on the address- need to have an account with Touch Note but costs about \$1.60/card which includes postage- 8 days delivery- no disappearing cards/buying stamps or postcards-demo



# ATM SAFETY

- Take two wallets or purses- one for day use with enough cash to spend and maybe one credit card-hide the other somewhere safe on your body.
- Australia post has a good cash conversion program through AMEX.
- Don't change money at Sydney airport -change a little cash into local currency when you arrive at the destination airport, change the rest at the hotel-usually a good rate.
- Advise your credit card provider of the countries you are visiting before you leave.

The comments and advice given in this presentation may not be appropriate for your situation.

FINAL COMMENT



This is general advice, based on the presenter's personal understanding.



# Avalon Computer Pals for Seniors

**AVPALS**

**More information: 8064 3574**